



CALTON PRIMARY SCHOOL

NEWSLETTER - TERM 2

www.caltonprimary.co.uk



HEAD'S WELCOME

Dear Parents/Carers,

As we come to the end of a very busy term I do believe that this newsletter will showcase all the amazing learning and opportunities that the children receive. Of course, this is only a snippet and I do hope that your child/children tell you all the fantastic things that they learn.

As I write, all the Nativities will have been completed and I am so immensely proud of each and every child. To learn lines, songs, dances and perform at such a young age is not always easy, but they did a phenomenal job! I have watched every single performance and they were all amazing. I have no doubt that those parents who had a child in a nativity would equally feel the same.


Over the term we have focussed on a new behaviour blueprint, which has been shared with you. It is great to see the children having high regard for how they behave and how others behave too. As a school we celebrate all the amazing work including behaviour and I hope that you have seen this.

I would like to signpost you to our school website: www.caltonprimary.co.uk. The website has a wealth of information about the school, all policies and the curriculum for the mixed year groups. I need to draw to your attention the updated Attendance, Behaviour and Safeguarding policies, which have been ratified by the Governors as there are changes to the policies.

On a final note, I would like to thank you all for your continued support and wish you all a very Merry Christmas and Happy New Year.

Mrs Barker-Doe

SCHOOL NOTICES, KEY DATES, EVENTS



Housekeeping & Reminders

Signing your child in

The school day starts at 8:45am. If you need to bring your child in through the office, please can you ensure you always sign them in on the system. The office team are happy to provide assistance if required.

Failure to sign your child in could mean they are in school without them being accounted for on the register. This would be a risk should the fire alarm go off.

Medication

If your child requires medication to be given in school, please could you follow the below process:

- Pass the medication directly to either the school office or your child's class teacher.
- Send an email to admin@caltonprimary.co.uk informing them of the medicines name, required dosage and time it is needed.

We kindly request that you NEVER leave medication in your child's school bag.

Uniform

Please ensure that children attend school wearing the correct footwear of black school shoes. These can be lace up, buckle or velcro fastening.

Key Dates

22/12/23 - Last Day of term 2 (Normal finish time).

08/1/24 - First day of term 3

19/11/24 - Sapphire class assembly

26/11/24 - Amethyst Class Assembly

29/1/24 & 31/1/24 - Reception

Children Height, Weight & Vision Screening

5/2/24 - Children's Mental Health Week

07/02/24 - Parents Evening

09/2/24 - Last Day of term 3

19/2/24 - First day of term 4

19/2/24 - CFA World Book Day

Costume, Swap Shop Donations Day

21/2/24 - CFA Second-hand Uniform Sale

27/2/24 - CFA World Book Day Costume Swap Shop

04/03/24 - Really Wild Reading Festival Week

07/03/24 - World Book Day

22/3/24 - Last Day of term 4

8/4/24 - First day of term 5

16/4/24 KS1 & KS2 Sports Day

01/05/24 - 03/05/24 Year 4 Residential

06/05/24 - Bank Holiday (School closed)

13/05/24 - Year 6, KS2 SATS

24/5/24 - Last Day of term 5

3/6/24 - First day of term 6

07/06/24 - CFA Non Uniform Day

27/6/24 - Class Photos

03/07/24 - CFA Bake Off Competition

03/7/24 - Summer Fayre

11/7/24 - School Disco

21/7/24 - Last Day of term 6





Nursery Rhyme Week

We celebrated Nursery Rhyme Week with lots of engaging activities which encouraged the children to be creative and have lots of fun. For example, we made our own junk modelling boats on "Row, Row, Row Your Boat" day, and investigated whether they would float on the water outside.

The children explored colour as they used blue and white paint to create a "watery" painting using bubble wrap to print.



*My boat, it has a roof. It's going to go under water because it's an under water boat."
"Polar bears drink water and swim."*



We were also delighted to welcome in some parents for our first "stay and play" session where we shared all the songs we had sung and even taught our parents and carers some actions!



We Found A Dinosaur Egg!

We spent two days thinking and learning about dinosaurs after some of the children showed a huge interest in the "dinosaur egg" they found in our garden area. This included a dinosaur dig in the large sandpit - the children were keen excavators! We used our whole bodies to stomp like dinosaurs all the way back to playgroup.

"We are making a nest for the egg, in the leaves."



"Rah! I'm a dinosaur!
Stomp, stomp, stomp."



"I find dinosaurs.
Lots of dinosaurs!"

Children also rehearsed their communication skills as they shared their experiences of seeing dinosaurs at museums and on the television, during circle time. We read lots of dinosaur story books and explored non-fiction books about fossils.



Getting in the Christmas spirit

The children were very excited to arrive on Monday morning and find a Christmas tree at playgroup. They had the freedom to decorate it as they wished – we have found several interesting decorations on there over the past few weeks!

We have been doing some cooking activities, making mince pies and gingerbread men, and the children have explored all the smells and tastes that this brings.

We focussed on some maths skills as we baked – looking at the numbers on the scales; counting out the cake cases for the mince pies – and of course making sure we had enough treats for all the children present!



Housekeeping

Please ensure that you are on time to collect your child promptly at the end of the day.

There are lots of coats, hats and water bottles without name labels, please could you ensure that your child's possessions are clearly named.



Next term



Coming up next term we will be:

- Thinking about the seasons and looking at what we see around us as the seasons change.
- Developing our love for reading; talking about which books we like and having cosy story times.
- Learning more about how numbers work through first hand experiences and play.
- Refining our skills with tools such as scissors, tongs and sweeping brushes.



RECEPTION CLASS NEWS



Wow it is nearly Christmas already, what a busy second term it has been. The Reception team have really enjoyed seeing friendships continue to grow and personalities shine through. Each day the children are becoming more independent and confident with the school routine. Thank you for your continued support.



Communication & Language



Communication and language is so important and we have continued to develop our vocabulary this term, exploring our chatterboxes and chatty Mondays. Chatty Mondays are a chance for the children to look at a picture and have a discussion with their classmates about what they can see and how it makes them feel. We have also developed our communication and language through rehearsals for our Christmas nativity. All children have been given the opportunity to learn and practice a variety of songs and some children have learnt their own lines.



Literacy

In Literacy we have been continuing to work hard on our pencil control, ensuring we use the correct grip whilst holding the pencil to form our letters accurately.

This term we also focused on writing lots of different types of lists. We used our phonic knowledge to help us write a list of instructions for a party, a list of items we would like for Christmas and a list of characters in our nativity play.



Phonics

In Phonics we are now in ability groups where we have continued to develop our phonological knowledge using the Read Write Inc (RWI) scheme.

In our groups we have recapped the Set 1 single sounds (m, a, s, d, t, i, n, p, g, o, c, k, u, b, f, e, l, h, r, j, v, y, w, z, x) and some groups have been exposed to the new special friend sounds (ch, th, sh, ng, nk, qu).

All children have been working hard on being able to orally blend simple CVC words and more complex CCVC words.




Mathematics

This term in Maths we have been learning all about the numbers 1,2,3,4,5 and looking at different shapes, in particular circles, triangles and shapes with four sides.

During our numbers unit, we spent a lot of time looking at the composition of numbers and how each number can be represented with objects.

We all really enjoyed the shapes unit as we became shapes detectives for the day!! In groups we were each given our own magnifying glasses and we were able to look around the classroom and see what shapes we could find



Personal, Social, Emotional Development

We have really focused on building relationships and getting settled into school life. We have made our own set of class rules and these are on display to remind us.

We have become familiar with the routines of the school day and use a visual timetable to help us know what we are doing each day. We have begun to look at the school values and STARS ethos.

We have also looked at the zones of regulation and we know about the display we have in class. We talked about how we might feel if we are blue, red, yellow or green. The Colour Monster story helped us with this.

Physical Education

As part of our Physical Development this term, both Yellow and Blue class really enjoyed taking part in our sponsored bike ride. All the children were really excited about using the balance bikes and we saw lots of excited faces.

Through using the balance bikes, we were able to develop our balance, confidence, coordination and fitness skills. The reception team would like to once again say a big thank you for helping us raise £896 for our outdoor resources.



Understanding the World

During Understanding the World, we have been learning about lots of different celebrations, including Diwali, Bonfire Night, Remembrance Day, Hannukah and the Nativity story. We have learned about each celebration as a class and had an opportunity to share our own experiences and thoughts.



Art & Design

In Reception we have been extremely busy this term in Art and Design. We have used a wide variety of creative materials to create; rice pictures celebrating Diwali, painted poppies for Remembrance Day and constructed lollipop sticks into trees for our Christmas decorations.

We really enjoyed putting our Christmas tree decorations onto the school tree in the foyer.




Next Term

Next term in Mathematics we will be learning about the numbers 5,6,7,8 and looking into mass and capacity.

Our new theme will be Books, Books, Books! During this theme we will be learning all about different childrens books and becoming story tellers, retelling the story of Supertato and Goldilocks and The Three Bears.

In preparation for next term, please can all Reception children bring in their favourite book ready for the first week back.

YEAR 1 & 2 CLASS NEWS




Wow, what another action packed term we have had! The children have been busily practising for our Christmas Play: Children of the World. We have no doubt they have been singing the songs around the house and learning their lines to make sure it is a fantastic performance for you all to enjoy.

English


This term we have all enjoyed finding out what toys get up to when nobody is around especially when it involves getting 'Lost in the Toy Museum', which was our inspirational book written by David Lucas.

The children had fun learning about Bunting's adventure, as he was sent on a hunt to find the missing toys. We all created a story map, which we later innovated with our own character and used this as our foundation to write our own version of the story.



Guided Reading

This term we have read more stories with a toy theme. Stanley's Stick was a very versatile toy that gave him a lot of fun. The Teddy Robber showed us the kind side of a giant and how even scary looking people still need their teddy bears!



PSHE

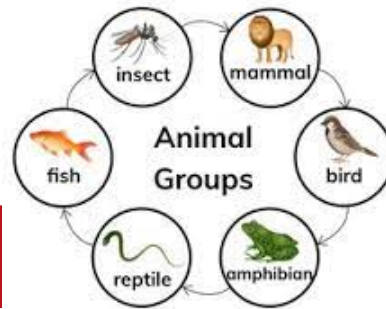
Our PSHE unit of work this term is called 'Celebrating difference'. We learned about how people can sometimes make assumptions based on stereotypes. We also discussed how we are similar and different to our friends and what traits make us unique.



Science

In science we have been busy learning about animals and their different groups. Did you know that there are six main animal groups: birds, mammals, amphibians, fish, reptiles and insects.

We've had fun sorting animals into their correct group, learning about some of their characteristics, their offspring and life cycles.



Mathematics

Year 1

We have been learning all about addition and subtraction, allowing us to incorporating our knowledge of fact families.

The children have enjoyed using number lines, part whole model and counting resources to solve various word problems too. Children have also had fun exploring 2D and 3D shape, identifying them and creating patterns with them.

Year 2

Year 2 have began to develop written strategies to answer addition and subtraction number sentences.

They have started to apply this, to solve written word problems and missing number box questions.

Design and Technology

In Design and Technology we have been looking at textiles and thinking about how we can join two pieces of fabric together. We have learnt about pinning, gluing, stapling and sewing as a technique.

We have also design a hand puppet, which we are all looking forward to making.



Religious Education

We have been learning about why Christmas matters to Christians. We listened to the Nativity story and in groups, created freeze frames to show different parts of the story.

Christians believe that God came to Earth as a baby to be with people and show them how to live. They celebrate the Incarnation and we found out what this means. The four weeks leading up to Christmas is Advent when some Christians wait and prepare for celebrating the birth of Jesus.

We all really enjoyed learning about and making advent wreaths.



History

We have continued to learn about toys from the past. We looked at the different materials they were made from and compared them with how toys are made now.

We looked at Victorian toys and found out that rich and poor children would play with different types of toys. We put toys on a timeline and were able to see how much they have changed over the last 100 years.

We learnt about some of the things that Queen Victoria achieved, including making sure all children could attend school. We compared her reign with that of Queen Elizabeth II.

Y1 & 2 Christmas Production Children of the World!

The children have had a wonderful time practising for our Christmas production, which we hope you all enjoyed watching!

The adults of Year 1&2 were incredibly proud of all the children for working hard to learn lines and lyrics, and to then put on 4 performances after quite a long term. Well done you stars!!

Next Term

Although it is a shorter term, we still have lots of fun things to do as we learn about The Great Fire of London - our new theme called 'Fire!, Fire!'. We will have class assemblies, P.E coaching and hopefully a multi-skills trip.

We will study stories about the Great Fire of London and learn about some of the key people of that time, including Samuel Pepys and King Charles II. Please continue to support you child/children with their reading, maths learning and spellings.





Rotten Romans

We have been continuing our learning this term with the Rotten Romans. We visited the remains of a Roman settlement, at the Caerleon Museum. We were able to see a Roman amphitheatre, baths, and even dress up as Roman soldiers and act as one of the Roman legionnaires.

We have also learnt about how they lived in Roman villas; the difference in lifestyles depending whether you were rich or poor as well as why we remember the Romans.



Geography

In geography we have been looking at the different physical and human features that make up a place.

We took a trip around Linden and the area local to our school to see which of these features we could find. Before going we plotted a route on a map to see which roads would be safe to use.



Science

This term in Science we have been looking at animals including humans.

We launched our new science topic with a disgusting digestion experiment where our teachers recreated the digestive system with a pair of tights, orange juice, and biscuits—urgh!

It amazed us though how our bodies do all of those amazing processes without us thinking about it.

We have also labelled the digestive system, looked at how energy is passed through when different things are eaten and the importance of keeping our teeth healthy.

Dance Workshop

At the beginning of December, years 3 and 4 were lucky enough to take part in a dance workshop.

This involved us being taught a dance, with the theme of a Roman battle with a dance



Mathematics

Year 3

Year 3 started this term by addition and subtraction. They have continued to practise their column method for addition and subtraction. As well as learning how to check answers by using estimation and the inverse.

As we have moved through the term Year 3 have begun the first of their multiplication and division units. Recapping the 2, 5 and 10 times tables that weren't learnt in year 2, before learning and mastering the 3, 4 and 8 times tables.

Year 4

Year 4 started this term by looking at the first of two multiplication and division units. They have been learning all times tables up to 12×12 , ready for the multiplication check in June.

Additionally, they have also looked at multiplying by 0, dividing by 1 and itself, multiplying 3 numbers

English

Our English topics have also been Roman themed. We have looked at fiction and drama pieces this term. We all started at the beginning of this term by writing our own Roman themed myth based on Jupiter and the Bee. We also learnt from this myth how bees get their stingers from.

Some classes have been working on their class assemblies. Again these have taken a Roman theme and has allowed us to show you all the wonderful things that we have learnt. We have really enjoyed watching each other's class assemblies so far, well done to all of those who have taken part.

Sapphire and Amethyst class assemblies will be after the Christmas holidays, and they cannot wait to show you what they have learnt.



Year 3 - Christmas Experience

Year 3 were given the opportunity this term to visit St Barnabas church for the Christmas experience. Whilst we were there we met Gaz as well others from St Barnabas church who reminded us of the Christmas Story, in a funny and exciting way.

We were then able to re-enact parts of the story and dress up as the characters, whilst some of us in our small groups read some readings from the bible.



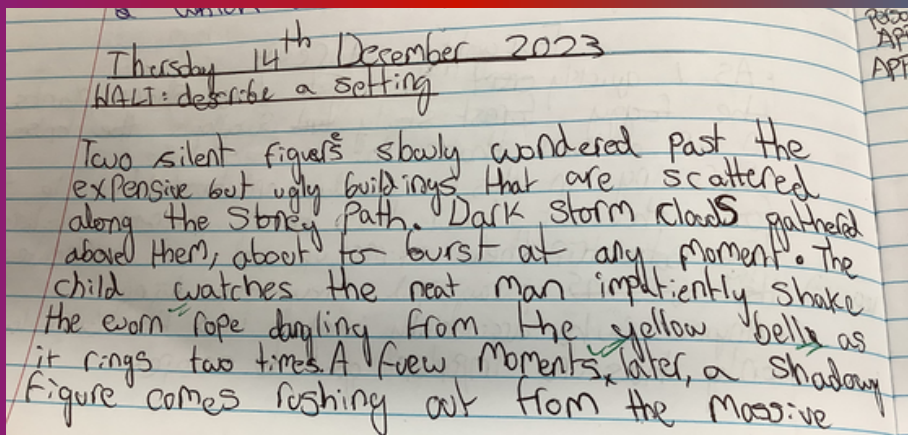


English

Over the last few weeks, Year 5/6 children have been learning about writing scenes descriptively, including both character and setting descriptions. They have used figurative language, such as similes, metaphors and personifications to paint their amazing ideas into the reader's mind.

With attention to detail, the children also included fronted adverbials, powerful adjectives and adverbs to create atmosphere and change the mood in their scenes. In the beginning, different images have been provided to wake up their senses so that they generate impressive vocabulary.

As they built more confidence, the dramatic story of Oliver Twist, the well-known character from Charles Dickens's novel, presented as a film, becomes an opportunity for them to structure their ideas by imitating the famous author. This enjoyable unit is excitedly embraced by all the children as they love being creative and imaginative.



Religious Education

In RE, we have been trying to answer the big question 'Is God real?'. We began by learning what the terms theist, atheist and agnostic meant. We continued by looking at census data for Gloucestershire which showed us the number of people who followed different religions or were atheist in the county.

After this, we looked at what Christians believed God was like and thought about what God is not. We also looked at what people who were Christians believed about God.



Mathematics

Year 6



Year 5

The children have continued their learning journey about fractions by developing new mathematical skills. They have learnt how to convert and compare unit and non-unit fractions as well as mixed numbers and improper fractions. Using specific mathematical language, the children learnt the purpose as well as the applicability of the new information in daily life. Some key words were used throughout the unit: equivalent, common denominator, numerator, multiply and simplify. There is also an expectation that they will apply this knowledge to all of the written operations.

Furthermore, as children consolidate their learning they will apply it successfully in word problems.

The children were also learning about fractions, but this time building on their knowledge from Y5 to now multiply and divide fractions by an integer and by a fraction. Ask you child what KCF stands for when they divide a fraction by a fraction.

More recently, the children have been learning about imperial and metric units of measurement. The children have found metric to be very logical, whereas imperial can be a little confusing e.g., feet and yards or pounds and stone.

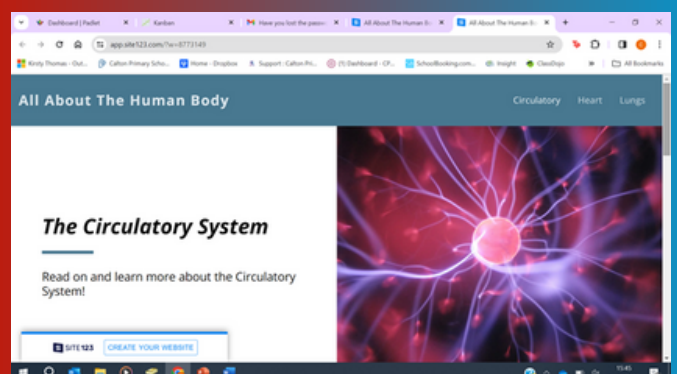
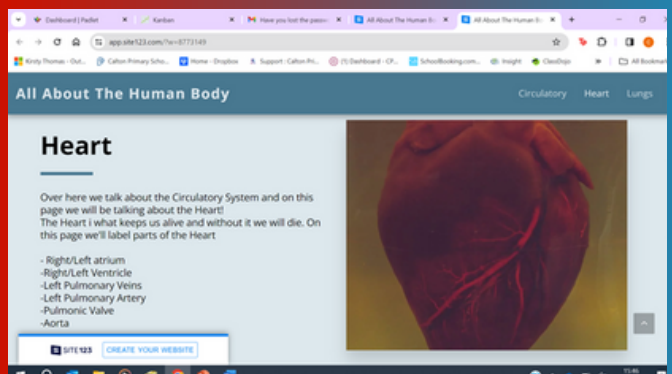
In addition to all this new learning, the children have completed some more practice SATs papers. This practice allows them the opportunity to get used to working to a time limit, reading and understanding different length word problems and switching between different operations within a test.



Computing

This term, we have linked our computing lessons with recapping our science topic - circulation. We have looked at the key features of websites and how to ensure that they are appropriate for the audience we are aiming at.

We are using this knowledge to help us begin to create a web page about the circulatory system to show our understanding.




Geography

In Geography, we have been looking at lines of longitude and latitude, using these to help us find different physical features and cities from around the world.

We have looked in detail at Greenwich Mean Time which is also known as the Prime Meridian. We have also looked at time zones and used these to compare times across the world.

Finally, we have been looking at different deserts across the world. Did you know that only 20% of the world's deserts have sand and that you can have cold deserts as well as hot deserts?



Design and Technology

In DT, we have been designing and creating pop-up books that a Year 1 child might like to look at. We thought carefully about which story or nursery rhyme we wanted to create the book about. We then used card to begin to create our four-page design.

We are using different types of pop-ups and mechanisms to make our books more appealing to younger children.



E-SAFETY IN SCHOOL



Thank you to the Y6 parents who have attended our Coffee, Cake and e-Safety sessions. I hope that you will work with the school to reduce the number of times we have to deal with online safety issues in school. For those parents who planned to join the cancelled Friday session, this will be rebooked in the new year. All year 6 parents are welcome!



Year 6 Tech Team

The Tech Team were once again eager to offer their ideas for how parents can help their children stay safe online. They suggested that parents check messages and group chats regularly. They did point out that some children will log out of their accounts and that messages in some social media apps can be deleted and it looks like the child has not responded.

Once again, they pointed out that some pupils are using apps, games and programmes that are inappropriate for their age. They asked that the age limit for these apps be shared once again. **WhatsApp (16+), most other social media platforms (13+), TikTok (13+) Fortnite (12+), Call of Duty (18+) and GTA (18+).**

They were also frustrated that YouTube is a 13+ site, but felt that YouTube Kids was aimed at a much younger audience and that there was nothing appropriate for their age on this platform. They did say that there are good parental controls on YouTube that will disable inappropriate content.

PLAY

Tips to stay safe online

Tips to reduce screen time

1. Make computers and TVs stay in the shared spaces of your home.
2. Add tech-free time to your family's schedule.
3. Make limits a regular part of screen use.
4. Be ready to explain different screen-time limits. (sometimes different households have different limits)
5. Help your kids find other ways to have fun.
6. Make tech work for you. Use programs and apps that you can set to turn off computers, tablets, and smartphones after a given amount of time.
7. Adjust screen-time limits as your child gets older.



Top Tips for SETTING UP PARENTAL CONTROLS ON NEW DEVICES

In children's eagerness to start enjoying new digital gadgets immediately, it can be easy to overlook setting up the type of parental controls that can help to protect them online. If you don't sort those out from the very start, it can be an uphill battle – technologically and psychologically – to impose such controls later. Here's our rundown of what to look for when setting up the various internet-enabled devices that might be lurking under the tree at this time of year.

IPHONE

If your child's lucky enough to be getting their own iPhone, parental controls can help avoid issues like screen addiction and unsuitable content. Go into the settings and scroll down to 'Screen Time'. From here you can customise important settings including time limits on using the device, communication restrictions and content blockers. You can also lock your changes behind a passcode.

ANDROID

With Android devices, Google's Family Link app is your friend. You'll need a Google account – and a separate one for your child, which you should use when first setting up the device. Then, in Family Link on your own device, select 'Add Child' and enter their account details. This lets you specify limits on daily usage, restrict certain apps, block particular content and more.

PLAYSTATION

You can prep for a PlayStation before it's even unwrapped. At my.account.sony.com, create an account, then go to Account Management > Family Management > Add Family Member to set up your child's account, which you'll use to sign in on the console. You can restrict the age ratings of the games they can play and who they can talk to. On the PS5, you can make exceptions for any games you think are acceptable despite their high age rating.

IPAD

iPad parental controls are identical to those on iPhones. However, if you've got a shared family iPad and want to ensure your children aren't seeing anything age-inappropriate after you hand them the device, there's a feature called Guided Access (under Settings > Accessibility > Guided Access). With this switched on, young ones can only use the app that's currently open.

XBOX

The Xbox Family Settings app helps you manage which games your child can play (and when). You'll need to set up the console with your own account and then add a child profile. Make sure your account's password protected, so your child can't alter your choices later. You'll be walked through the functions at setup, but you can also reach them manually via Settings > Account > Family Settings.

NINTENDO SWITCH

Download the Nintendo Switch Parental Controls app on your phone, and you'll be shown how to link it to the console. Once that's done, you can limit how long your child can play each day, decide what age ratings are permitted and more. You'll also get weekly updates on how often they've used the device. These controls are accessible through the console itself, but the app is usually easier.

WINDOWS 11 PCS

On Windows 11, account management is key. Set up the device with your own account as the admin. Then go to Settings > Accounts > Family and Other Users and create your child's account (if you've already done this on a previous PC, just log in with those details). Microsoft Family Safety (either the app or the site) then lets you control screen time, what content children can view and more.

CHROMEBOOKS

Chromebooks' parental controls are managed via the Family Link app. Unlike an Android device, however, you need set up the Chromebook with your own account first, then add your child's. Go to Settings > People > Add Person and input your child's Google account details (or create a new account). Your child can then log in, and you can monitor what they're up to via Family Link.

MACS

Like iPhones, parental controls for Macs are managed via the Screen Time settings. Again, the crux here is to set yourself up as the administrator before adding any child accounts. In the settings, look for Users & Groups to create your child's account, then – while on their profile – use the screen time options to place any boundaries around apps, usage and who your child can communicate with (and vice versa).

SMART TVs

Smart TVs typically have their own individual parental controls. One of the most popular brands is Samsung – and on their TVs, you can control the content available to your child. In the Settings menu, under 'Broadcasting', you can lock channels and restrict content by its age rating. Even this isn't foolproof, however: some apps (like YouTube) might still let children access unsuitable material.

Meet Our Expert

Bobby Collins is a technology journalist and editor with more than 20 years' experience of writing for titles such as the Sunday Times, What? PC Pro and Computeractive. He's appeared regularly as a tech pundit on television and radio, including on BBC Newsnight, Radio 3 Live and the TV News at Ten. He has two children and writes regularly on the subject of internet safety.



The National College

NOS National Online Safety

#WakeUpWednesday

@natonlinesafety

/NationalOnlineSafety

@nationalonlinesafety

@national_online_safety

What Parents & Carers Need to Know about

SNAPCHAT

AGE RESTRICTION
13+

Snapchat is a photo- and video-sharing app which also allows users to chat with friends via text or audio. Users can share images and videos with specific friends, or through a 'story' (documenting the previous 24 hours) visible to their entire friend list. Snapchat usage rose during the pandemic, with many young people utilising it to connect with their peers. The app continues to develop features to engage an even larger audience and emulate current trends, rivaling platforms such as TikTok and Instagram.

CONNECTING WITH STRANGERS

Even if your child only connects on the app with people they know, they may still receive friend requests from strangers. Snapchat's links with apps such as Wink and Hoop have increased this possibility. Accepting a request means that children are then disclosing personal information through the Story, SnapMap and Spotlight features. This could allow predators to gain their trust for sinister purposes.

EXCESSIVE USE

There are many features that are attractive to users and keep them excited about the app. Snap streaks encourage users to send snaps daily. Spotlight Challenges give users the chance to obtain money and online fame, and the Spotlight feature's scroll of videos makes it easy for children to spend hours watching content.

INAPPROPRIATE CONTENT

Some videos and posts on Snapchat are not suitable for children. The hashtags used to group content are determined by the poster, so an innocent search term could still yield age-inappropriate results. The app's Discover function lets users swipe through snippets of news stories and trending articles that often include adult content. There is currently no way to turn off this feature.

SEXTING

Sexting continues to be a risk associated with Snapchat. The app's 'disappearing messages' feature makes it easy for young people (teens in particular) to share explicit images on impulse. While these pictures do disappear – and the sender is notified if it has been screenshot first – users have found alternative methods to save images, such as taking pictures with a separate device.

DAMAGE TO CONFIDENCE

Snapchat's filters and lenses are a popular way for users to enhance their 'selfie game'. Although many are designed to entertain or amuse, the 'beauty' filters on photos can set unrealistic body image expectations and create feelings of inadequacy. Comparing themselves unfavourably against other Snapchat users could threaten a child's confidence or sense of self-worth.

VISIBLE LOCATION

My Places lets users check in and search for popular spots nearby – such as restaurants, parks or shopping centres – and recommend them to their friends. The potential issue with a young person consistently checking into locations on Snapchat is that it allows other users in their friends list (even people they have only ever met online) to see where they currently are and where they regularly go.

Advice for Parents & Carers

TURN OFF QUICK ADD

The Quick Add function helps people find each other on the app. This function works based on mutual friends or whether someone's number is in your child's contacts list. Explain to your child that this feature could potentially make their profile visible to strangers. We recommend that your child turns off Quick Add, which can be done in the settings (accessed via the cog icon).

CHAT ABOUT CONTENT

Talk to your child about what is and isn't wise to share on Snapchat (e.g. don't post explicit images or videos, or display identifiable details like their school uniform). Remind them that once something is online, the creator loses control over where it might end up – and who with. Additionally, Snapchat's 'Spotlight' feature has a #challenge like TikTok's: it's vital that your child understands the potentially harmful consequences of taking part in these challenges.

Meet Our Expert

Dr Claire Sutherland is an online safety consultant, educator and researcher who has developed and implemented anti-bullying and cyber safety policies for schools. She has written various academic papers and carried out research for the Australian government comparing internet use and sexting behaviour of young people in the UK, USA and Australia.

CHOOSE GOOD CONNECTIONS

Snapchat has recently announced that it is rolling out a new safety feature: users will receive notifications reminding them of the importance of maintaining connections with people they actually know well, as opposed to strangers. This 'Friend Check Up' encourages users to delete connections with users they rarely communicate with, to maintain their online safety and privacy.

KEEP ACCOUNTS PRIVATE

Profiles are private by default, but children may make them public to gain more followers. Your child can send Snaps directly to friends, but Stories are visible to everyone they have added, unless they change the settings. If they use SnapMaps, their location is visible unless 'Ghost Mode' is enabled (again via settings). It's prudent to emphasise the importance of not adding people they don't know in real life. This is particularly important with the addition of My Places, which allows other Snapchatters to see the places your child regularly visits and checks in: strangers, bullies and groomers could use this information to engage in conversation and arrange to meet in person.

TALK ABOUT SEXTING

It may feel like an awkward conversation (and one that young people can be reluctant to have) but it is important to talk openly and non-judgementally about sexting. Discuss the legal implications of sending, receiving or sharing explicit images, as well as the possible emotional impact. Emphasise that your child should never feel pressured into sexting – and that if they receive unwanted explicit images, they should tell a trusted adult straight away.

BE READY TO BLOCK AND REPORT

If a stranger does connect with your child on Snapchat and begins to make them feel uncomfortable through bullying, pressure to send explicit images or by sending explicit images to them, your child can select the three dots on that person's profile and choose report or block. There are options to state why they are reporting that user (annoying or malicious messages, spam, or masquerading as someone else, for example).



www.nationalonlinesafety.com



@natonlinesafety




/NationalOnlineSafety



@nationalonlinesafety

SCHOOL PARLIAMENT



School Parliament have been extremely busy this half term. We have mainly been focusing on contacting our School Charities (RSPCA, GARAS and The Pied Piper Appeal) to see if they are able to come into school to speak with the children about the exciting and important work they do.

We had Kate from The Pied Piper Appeal speak to KS1 and KS2 during an assembly. She explained the amazing work they have been doing for the last 30 years and some of the wonderful opportunities they give to sick and injured children in Gloucestershire. She brought in stickers for all of the children and leaflets about their charity and events.



The School Parliament also judged the Calton 2023 Bake Off for the Winter Fayre. It was a really hard decision and we want to thank everyone who entered! All of the cakes were fantastic and we are sure they were lovely to eat too.

Lastly, the CFA bought games and toys for each year group. These were presented to the School Parliament who then took them round to the year groups. Thank you to the CFA for these donations, we really appreciate it!



OPAL - OUTDOOR PLAY AND LEARNING

Opal gives the kids an opportunity to express themselves in many different ways. We love seeing the creative ways they explore this at lunchtime.

You can turn anything into a play opportunity and our children are amazing at it.



KS2 have been enjoying getting back to nature and playing in the leaves together.

Reception love using the opal resources at lunchtime and tyre play is also a big favourite.



CALTON STARS



Boys Football Results

The boys have again shown lots of promise and played some very close games, which isn't always reflected in the score line, often Calton were the better team.

Calton 1 - Abbeymead 1
Calton 1 - Upton 3
Calton 1 - Churchdown 3



Girls Football Results

The girls have continued to showcase their ability and have dominated the games they have played.

They look forward to the cup rounds in the New Year.

Calton 3 - 0 Linden
Grange 0 - 10 Calton

Friendly Match
Calton 4 - 1 Tredworth

Coming Up

- There are two league games left, before we enter the end of season cup tournament.
- We also entered a development team tournament and we won two and drew two games in the four that we played. Some very impressive performances.

Keep up the hard work.





Mabel has continued to be a celebrity and the children adore her! She is so great at her job! She continues to listen to children read, helps with dysregulation or worries. She loves being stroked!


MABEL



This term she has been involved in learning and has attended lessons with the children in the forest area.

The children loved building dens with her, sitting on the logs and talking with her. I do believe she enjoyed every minute too!






Rainbow, Pretzel & Buzz

Hello, we are 3 brothers Rainbow (left), Pretzel (middle) and Buzz (right).

We enjoy eating fresh hay and greens and love a good nap. We are curious by nature and will come up to familiar faces and squeak to show we are happy or want some attention (mainly food).

At school, we are always busy and each day is never the same. We enjoy our role in meeting and comforting children, especially those who may be feeling a little bit sad or worried. When out of our cage we are calm and docile creatures who love to be stroked and talked to.

Sometimes we visit classrooms and say hello to all the children.



INCLUSION TEAM



Restorative Practice

We were privileged and excited to have the Police Crime Commissioner, Chris Nelson, and representatives from Restorative Gloucestershire come and premier a new Aardman production around having restorative conversations whenever things go wrong.



As a restorative school it was great for our key stage 2 children to be able to experience this before anyone else in the world!

If you listen to BBC radio Gloucestershire, you may well have heard some of our children being interviewed about the experience

Family Courses

Mrs Smithson and Miss Duignan are excited to offer another Family Jigsaw program for KS2 parents.

- 18th January 2024
9 - 11am - 6 week course.

If you would like more information on Jigsaw please come and see us.

Pastoral Interventions

We are excited to be able to offer a new pastoral intervention to our families. Mr Holton recently trained in Video Interaction Guidance (VIG), which helps parents strengthen their relationships with their children.

If you are experiencing difficulties with your child and would like to discuss this further, please let Mr Holton know, either by talking with your child's class teacher or approaching Mr Holton directly.

Coffee Mornings

School & Playgroup Coffee Morning
Every Tuesday in Onyx Building
9.30 - 10.30am -Parents, Carers & Toddlers are welcome!

Coffee Morning Specials

- 16th January - Meet the Inclusion team, find out how we can support you and your children in school.
- 6th February - Behaviour, come and ask questions about support with your children's behaviour.

Adult Education will be running First Aid Courses
17th & 24th January 2024



Here for children
all year round

Because fears and worries
don't take time off for the holidays

In partnership with

NHS

Lumi Nova - A fun digital therapy
for child anxiety (7-12 years)*

Download the
free app today



Not recommended for use with children who have severe anxiety, are in crisis, have suicidal thoughts or are at risk of self harming without clinical supervision. See instructions for use: bit.ly/luminova-ifu

Does your child struggle
with worries or anxiety?

Help your child build confidence with
a new digital therapy game



Free
for families in
Gloucestershire

- ✓ For 7-12 year olds
- ✓ NICE recommended
- ✓ Free instant access

To learn more visit:
luminova.app/glos



In partnership with





Annual 'Bibury Boxing Day Duck Race' Bibury Trout Farm
Tuesday 26 December 2023

CFA - Calton Friends Association

During December together with School Parliament, we held a Calton Bake Off competition.

WOW! Your creations were amazing, thank you for all your entries.

The winners received their very own Calton Bake off apron.



Winter Market

CFA have been busy organising our annual Winter Market to raise money for our school. The Winter Market was a huge success and raised £1198.

This money will go towards securing an exciting opportunity for the children to learn First Aid through 'Mini Medics' in the new year. More details to follow.

Thank you for your continued support, If you would like to get involved and be part of our Calton Friends Association please contact the CFA team via email: cfa@caltonprimary.co.uk



Our Winter Disco took place on Thursday 21st December, lots of fun was had by all who attended!

